



# MOTORHOME CATALOGUE 2023



**elnagh**

EN



## BROWSE, DISCOVER, CLICK!

The new Elnagh catalogue is interactive, check out the extra content, videos and insights through the symbols on the pages.

A product that is always being updated with lots of new content, discover them all and go with Elnagh!

Discover the videos and details of the rooms

Move around the motorhome with all round views

Watch the in-depth extra content

Download the technical data sheet






BARON



T-LOFT



MAGNUM



Before telling a story, Elnagh tells its vision, a point of view on the future that began when no one was talking about aesthetics, design and made in Italy.

Every project is function and emotion, every detail is research and awareness: this is the sense of creating for Elnagh, drawing a movement of ideas around the journey.

Elnagh is the brand for those looking for practical, functional solutions for their motorhome travel. It offers a complete range of models and types.

Historic ranges with a long tradition, recognised and recognisable, which are never old fashioned.

**ELNAGH IS AN  
INTEGRAL PART  
OF THE HISTORY  
OF THE ENTIRE  
RECREATIONAL  
VEHICLE INDUSTRY  
WITH 70 YEARS OF  
ACTIVITY BEHIND IT**



# WHY CHOOSE ELNAGH




## Specialisation, solidity and strength

70 years of experience that together with the competence of the production team, offer a vehicle that lasts over time.



## Functional spaces and attention to comfort

Vehicles that always associate attention to construction technologies with a sensitivity for living comfort.



## The reliability of a well-built vehicle

10-year guarantee against infiltration, high-performance materials and state-of-the-art manufacturing processes.

### BARON low-profiles



**Baron 531** ← 5990 mm | 2350 mm



**Baron 560** ← 6990 mm | 2350 mm



**Baron 565** ← 6990 mm | 2350 mm



**Baron 573** ← 7450 mm | 2350 mm



**Baron 575** ← 7430 mm | 2350 mm



**Baron 579** ← 5990 mm | 2350 mm



### BARON overcab models



**Baron 22** ← 6990 mm | 2350 mm



**Baron 26** ← 6990 mm | 2350 mm



**Baron 65** ← 6990 mm | 2350 mm



### T-LOFT low-profiles



**T-loft 450** ← 6990 mm | 2350 mm



**T-loft 529** ← 6990 mm | 2350 mm



**T-loft 530** ← 7450 mm | 2350 mm



**T-loft 532** ← 7450 mm | 2350 mm



**T-loft 582** ← 7450 mm | 2350 mm



### MAGNUM motorhomes



**Magnum 530** ← 7450 mm | 2350 mm



**Magnum 532** ← 7450 mm | 2350 mm



**Magnum 582** ← 7450 mm | 2350 mm





# BARON

DESIGNED FOR YOU, WHO  
HAVE ALWAYS DREAMED  
OF ENTERING THE WORLD  
OF PLEIN AIR





# VERSATILE IN EVERY WAY

There is a Baron perfect for every type of crew: low-profiles suitable for couples and families of four people or overcab models suitable for large families.



Nine layouts:  
3 overcab models  
and 6 low-profiles





## STANDARD EQUIPMENT FOR RELAXING TRIPS

### CHASSIS

- Start&Stop
- ABS + ESC
- Cruise control
- Driver & passenger airbag
- Manual cab climate control system
- Rear view mirrors with defroster
- Painted bumpers
- DAB + Radio provision
- Fix&Go
- 15" Steel wheel rims

### LIVING UNIT COMFORT

- Combi 4 Gas
- Thermal cabin blind
- Three-burner triangular hob\*
- Cooker hood
- Skyroof (only on low-profiles)
- Rear skylight 400x400
- Central skylight 400x400
- Dinette skylight 700x500 (only on overcab models)
- Seitz windows
- Two-part living unit door with window and central locking
- Auxiliary bed in dinette
- Refrigerator 145 L\*\*



CITROËN  
Jumper 2.200 cc  
140 HP EURO 6D



FIAT Ducato  
2.200 cc 140 HP  
EURO 6D

\*no Baron 531 (two burner hob)

\*\*137 L on Baron 65, 531, 560, 565

## LIVING AREA

Spaces designed to offer you maximum comfort at all times



Baron 579

## Travel with who you love

You can convert the dinette into a double and/or single bed depending on the model.

- Dinette with swivel seats that integrate into the living area
- Spacious dinette table with central leg
- TV holder
- Electrically operated elevating beds
- Roman blinds



Baron 579



Baron 579

Baron 579



### Light on board

The Seitz windows and the three portlights above the dinette, in the middle and at the rear of the vehicle in the overcab models ensure that **the compartment is always well ventilated and illuminated.**

In low-profile models, the portlight above the dinette is replaced by an **openable panoramic roof** with blind and flyscreen.

### Take whatever you need with you

On the sides of the skyroof many storage compartments to bring with you everything you need.




Baron 573



### The convenience of movable and rotatable tables

Both fixed and movable tables with 360° rotation depending on models.\*

\*On overcab models, the 360° rotating table is available on the Baron 65



### A double-X overcab

The Baron's overcab has a depth of 150 cm. It guarantees comfort and safety thanks to its window and anticondensation panels.

To increase your comfort in the living room, on some models the overcab bed can be elevated\*.

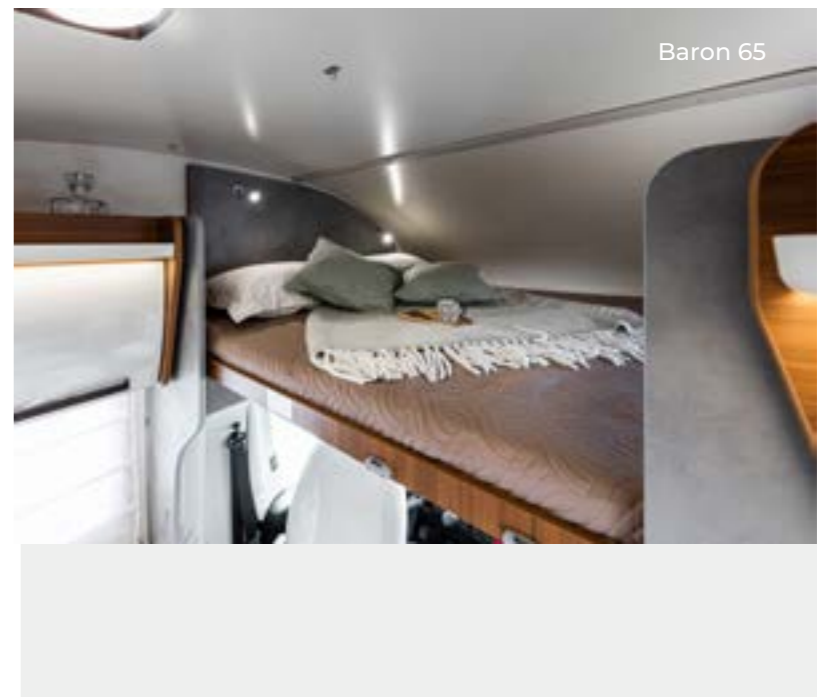


Baron 65

\* Available on overcab Baron 65



Baron 65



Baron 65



# SLEEPING AREA

Freedom of movement and space to sleep well



- Large windows and 40x40 cm portlight for more light, with blind and flyscreen
- Adjustable reading spot lights
- Anti-mite and hypoallergenic mattresses
- Beds with wooden slats
- Wardrobes equipped with hanger for clothes
- Wooden door separating the living area from the sleeping area\*
- The living and sleeping areas are separated by the opening of the bathroom door\*\*

- 160 cm central bed with adjustable height
- Stowage compartment under the double bed base




Baron 575  
\*\* Baron 573 e Baron 579





Baron 573



### Twin beds, maxi stowage

- Conversion into a maxi double bed by means of the dedicated extension, ideal solution for those who want more
- Reclining backrests, ideal for those who want to relax in the room\*

\* Baron 575

Sleeping space stowable bed access step.



Baron 573





# KITCHEN

Travel to new destinations while feeling at home



Baron 579



Baron kitchens permits you to carry everything you need for your dinners on the road.

Baron 579



- Three-burner hob\*
- Large refrigerator, 137 or 150 litres depending on the model
- Kitchen peninsula with shelf and sliding basket
- Extractor hood
- Soft-close drawers with assisted, gentle return
- Ceiling wall unit with double shelf for practical stowage organisation
- Round stainless steel sink

\* no Baron 531 (two burner hob)






# BATHROOM

All in order and everything at your fingertips



- Spacious and bright room with a window, blind and flyscreen
- Large, comfortable shower separated from the washbasin by rigid folding doors wall unit, cupboard under the washbasin and stowage space
- Rigid closing door for your privacy



# UPHOLSTERY

To each his own Baron



MILK - fabric (standard)



SUGAR - imitation leather (optional)



COFFEE - fabric (optional)



# T-LOFT

FUNCTIONAL, PRACTICAL.  
MADE-TO-MEASURE!





T-Loft 529

## DESIGNED TO MAKE THE MOST OF TRAVEL EXPERIENCES

Maximum comfort, without compromises, suitable for both couples and families of four or five.

Functional in its living solutions, it surprises with its internal living comfort, with many solutions for rationalizing interior space.



The T-Loft range consists of 5 different layouts, all for low-profile models.



# T-LOFT



## STANDARD EQUIPMENT FOR RELAXING TRIPS

### CHASSIS

- Start&Stop
- ABS + ESC
- Cruise control
- Driver & passenger airbag
- Manual cab climate control system
- Rear view mirrors with defroster
- Painted bumpers
- DAB + Radio provision
- Fix&Go
- 16" Alloy wheel rims

### LIVING UNIT COMFORT

- Combi 4 Diesel
- CP PLUS control panel
- Winter Pack
- Thermal cabin blind
- Three online burner hob
- Skyroof
- Rear skylight 400x400
- Central skylight 400x400
- Seitz windows
- Two-part living unit door with window and central locking
- Wooden door separating the living area from the sleeping area\*
- Auxiliary bed in dinette\*\*
- Electrical Flexspace (on layout with central bed)
- Manual Flexspace (only on T-Loft 450)
- Isofix



ECITROËN  
Jumper 2.200 cc  
140 HP EURO 6D



FIAT Ducato  
2.200 cc 140 HP  
EURO 6D

\* No T-Loft 450 - \*\*Optional on T-Loft 532 and 582

# LIVING AREA

Classic style and harmony in the rooms.  
Practical solutions for living spaces according to your needs.





T-Loft 450

### Perfect space, comfortable seats for everyone

Whether you choose the L-shaped or the face-to-face dinette, in the living space there will always be comfortable seating for the whole crew.

- Large windows and portlight
- Seat covers coordinated with the upholstery
- Light wood furniture with grey grains high-gloss
- Laminate finishes
- Soft upholstery with fabric coating and optional eco-leather
- Moving folding top table with 360° rotation in face-to-face models
- Sliding central table, with 360° rotation on L-shaped dinette
- Isofix (2 places on L-shaped dinette, 1 place on face-to-face)
- Wooden door \*
- Roman blinds
- TV holder
- Type-approved 5th seat on L-shaped dinette

\*no T-Loft 450



T-Loft 530

T-Loft 582





### Elevating bag

Go on holiday with who you want, thanks to the elevating bed other two beds are available in dinette.

T-Loft 530

T-Loft 529







# SLEEPING AREA

Comfortable environment and privacy in the bedroom



T-Loft 530

- Storage pocket
- Spotlights for evening reading
- Wardrobes equipped with hanger for clothes
- Wooden door separating the living area from the sleeping area\*
- USB socket
- Socket for aerial connection

\* No T-Loft 450

## Adjust garage storage space easily

The large central bed 150 cm wide is designed to sleep well and have at the same time enough space to move around.

It is, moreover, height adjustable by electric flexspace to obtain more volume in the garage compartment without tiring.

T-Loft 582





T-Loft 450



T-Loft 530



T-Loft 530

Headboard in light eco-leather with double-face pillows, jungle / brown pattern.

- Anti-mite and hypoallergenic mattresses
- Beds with wooden slats

- Plenty of light in the room, thanks to large windows
- 40x40 cm portlights equipped with blind and flyscreen




# KITCHEN

The glossy white of the kitchen wall units contrasts with the dark wood of the trims and floor, for an elegant and exclusive room.

LED lights under the worktop complete the ambience, giving it a modern and appealing touch.

T-Loft 573





- Kitchen peninsula with shelf and sliding basket
- Three-burner hob
- Kitchen panel equipped with practical hooks
- Soft-close drawers with assisted, gentle return
- Round stainless steel sink with basin
- Large refrigerator, 135 l/145 l depending on the model
- Upper wall unit with double shelf
- Retractable shelf useful to increase the working top



T-Loft 530



T-Loft 450





# BATHROOM

All the comfort you need thanks to the **variable-volume bathroom**. It allows you to make the most of the toilet spaces.



T-Loft 529



T-Loft 529



T-Loft 529



T-Loft 450

### Bathroom with integrated shower

- Bright and functional environment
- Independent shower with rigid door or integrated with rigid partition doors
- Stowage wall units and large shelves
- Opaque double glazed window
- Large mirror with lighting



### Separate environments

Shower and toilet are separated.

The environments can be used simultaneously and without limits.



# UPHOLSTERY


To each his own T-Loft



WAVE SOFT – microfiber (standard)



WAVE BEIGE - imitation leather + fabric (optional)



WAVE BROWN - imitation leather + fabric (optional)



# MAGNUM

THE TOP OF ELNAGH'S  
HOME, A BALANCE  
OF ELEGANCE AND  
FUNCTIONALITY







Magnum 532

# LEAVE WORK AND THE HUSTLE AND BUSTLE AT HOME. GET ON THE MAGNUM AND GO!

With its unmistakable exterior design, it is the perfect balance of elegance and functionality.

With its excellent stowage solutions, it offers everything you need for premium comfort both when travelling and during your stay.



The Magnum range consists of 3 different layouts, all for motorhomes.



# MAGNUM



## STANDARD EQUIPMENT FOR RELAXING TRIPS

### CHASSIS

- Start&Stop
- ABS + ESC
- Cruise control
- Driver & passenger airbag
- Covered seats
- Manual cab climate control system
- Rear view mirrors with defroster
- DAB + Radio provision
- Fix&Go
- 16" Alloy wheel rims
- Led type DRL
- Rear LED lights

### LIVING UNIT COMFORT

- Combi 4 Diesel
- CP Plus control panel
- Winter Pack
- Three online burner hob
- Rear skylight 400x400
- Central skylight 400x400
- Dinette skylight 700x500
- Seitz windows
- Two-part living unit door with window and central locking
- Pleated blind
- Wooden door separating the living area from the sleeping area
- Auxiliary bed in dinette\*
- USB in living area + bedroom
- Electrical Flexspace (on layout with central bed)
- Isofix



FIAT Ducato  
2.200 cc 140 HP  
EURO 6D

\*only on MAGNUM 530, optional on MAGNUM 532 and 582

# LIVING AREA

The interior living solutions are practical without sacrificing the comfort of cosy rooms. The interior features warm tones and glossy finish on panels, wall units and table.



Magnum 532






Magnum 532



**Rooms separated by an elegant wooden door**

- Comfortable and spacious dinette
- Soft upholstery with fabric coating and optional eco-leather
- Large windows and portlights
- Large stowage compartment on the side of the passenger seat
- Moving folding top table with 360° rotation in face-to-face models
- Sliding central table, with 360° rotation in models with I-shaped dinette
- TV holder
- Panoramic skylight 70x50 cm
- Approved 5th seat
- Roman blinds



Magnum 530



Magnum 532



Magnum 530

### Space-saving elevating bed

Go on holiday with whoever you want, thanks to the elevating bed there are two more beds available and even if the elevating bed is lowered you can sit comfortably in the dinette.





# SLEEPING AREA

Elegant and spacious rooms to rest like at home

74 | Elnagh 2023



Magnum 532

75 | Elnagh 2023



**All the privacy you need**

With the wooden door separating the living area from the sleeping area.



Magnum 532

### Take with you whatever you need

Take what you want with you. If you don't like having to give up your comforts, you can take everything you need with you thanks to the large stowage compartments on Magnum.





## KITCHEN


Refined interiors in warm tones with a glossy finish on the panels; wall and table units combine with LED lights under the worktop for a room with a sophisticated and appealing touch.

Magnum 532



- Kitchen peninsula with shelf and sliding basket
- Three-burner hob
- Kitchen panel equipped with practical hooks
- Round stainless steel
- Upper wall unit with double shelf





Magnum 532

Retractable shelf useful to increase the working top



Top of the range equipment with large refrigerator 145 lt.

Magnum 532



- Pull-out basket
- Soft-close drawers with assisted, gentle return



# BATHROOM

The independent bathroom is synonymous with comfort and practicality.



## The environments can be used simultaneously

- Bright and functional environment
- Independent shower with rigid or integrated door, with rigid partition wings
- Stowage wall units and large shelves
- Opaque double glazed window
- Large mirror with lighting

# UPHOLSTERY


To each his own Magnum



WAVE SOFT – microfiber (standard)



WAVE BEIGE - imitation leather + fabric (optional)



WAVE BROWN - imitation leather + fabric (optional)

<p><b>EXPO PACK</b></p> <p>SOLAR PANEL, REAR-VIEW CAMERA, PLEATED BLIND</p>	<p><b>EXTRA WARM PACK**</b></p> <p>STEP INSULATION, FLOOR HEATING, COMBI 6E HEATER WINTER PACK</p>
<p><b>PACK BARON FIAT</b></p> <p>16" ALLOY WHEEL RIMS BLACK SKID PLATE - BLACK GRILLE - BLACK HEADLAMP SURROUND - TRACTION PLUS - FOG LIGHTS</p>	<p><b>MAGNUM PACK</b></p> <p>SOLAR PANEL - REAR-VIEW CAMERA - TRACTION PLUS</p>
<p><b>BARON PACK CITROËN</b></p> <p>16" ALLOY WHEEL RIMS - TRACTION PLUS - FOG LIGHTS</p>	<p><b>MAGNUM 180 HP PACK</b></p> <p>180 HP ENGINE - SOLAR PANEL - REAR-VIEW CAMERA - TRACTION PLUS</p>
<p><b>MATIC PACK *</b></p> <p>AUTOMATIC TRANSMISSION - RADIO 7" (U-CONNECT 7" FIAT) - MATIC STICKER</p>	<p><b>OUTDOOR PACK</b></p> <p>EXTERNAL GAS CONNECTION - EXTERNAL MULTIMEDIA SOCKET (TV/12 V/220 V) - SHOWER IN THE GARAGE - RAILS + EYEBOLTS IN THE GARAGE</p>
<p><b>T-LOFT PACK FIAT</b></p> <p>BLACK SKID PLATE - BLACK GRILLE - BLACK HEADLAMP SURROUND - TRACTION PLUS - FOG LIGHTS - SOLAR PANEL - REAR-VIEW CAMERA - PLEATED BLIND</p>	<p><b>DIGITAL TV PACK</b></p> <p>TV 24" - DIGITAL AERIAL</p>
<p><b>T-LOFT PACK CITROËN</b></p> <p>TRACTION PLUS - FOG LIGHTS - SOLAR PANEL - REAR-VIEW CAMERA - PLEATED BLIND</p>	<p><b>SATELLITARE TV PACK</b></p> <p>TV 24" - SATELLITE AERIAL</p>

**CHECK THE PACK AVAILABILITY DEPENDING ON THE RANGE**

Pack	baron	t-loft	magnum
EXPO PACK	☑	-	-
BARON PACK FIAT	☑	-	-
BARON PACK CITROËN	☑	-	-
T-LOFT PACK FIAT	-	☑	-
T-LOFT PACK CITROËN	-	☑	-
MAGNUM PACK	-	-	☑
MAGNUM 180 HP PACK	-	-	☑
MATIC PACK	☑	☑	☑
PACK EXTRA WARM	☑	☑	☑
OUTDOOR PACK	-	☑	☑
DIGITAL TV PACK	-	☑	☑
SATELLITARE TV PACK	-	☑	☑

☑ Available | - Not available

\* Baron: Pack Baron Fiat required/T-Loft: Pack T-Loft Fiat required/ Magnum: Pack Magnum o Magnum 180 HP required

\*\*CP Plus required to have Combi 6E (CP Plus opt in Baron), Winter Pack already standard on T-Loft and Magnum

# CONSTRUCTION TECHNOLOGY

88 | Elnagh 2023



## Breathe fresh air

The Elnagh design team studied the optimum way to even out the temperature and avoid condensation.

Wall units installed by leaving space from the wall of the motorhome. Air flows evenly, preventing condensation and mould.



Anti-condensation panels spaced from the wall in the living and sleeping areas for air and heat circulation.



89 | Elnagh 2023

# THE GARAGE

90 | Elnagh 2023



Fibreglass lower cover to **protect the compartment from outside moisture.**

The interior is 30-mm thick plastic, with structural strips for greater rigidity and tightness.

The **floor is made of linoleum** to protect the loading surface from wear and make it easier to clean.


91 | Elnagh 2023



Magnum 532

- **HEATED** > Maxi-garage with heating vents
- **VARIABLE VOLUME** > The sliding rail bed system in the models with transverse and central beds\*\* allows you to have more space wherever you want, in your room or in the garage
- **EASY TO LOAD** > Double access door, creating through-loading compartment. The doors open at 180°
- **LIGHTED** > Maxi-garage with light
- **LONG LASTING** > Anti-rain, anti-splash and anti-frost rubber weatherstrips ensure opening even at low temperatures
- **PAYLOAD\*** > 300 KG max.

T-Loft 573



\* Weight that can technically be loaded which affects the type-approved places or the remaining total payload  
 \*\* Transverse double bed: Baron 26, Baron 560, T-Loft 450. Central bed: Baron 579, T-Loft 582, Magnum 582

## INTERNAL STOWAGE



Magnum 532

### Stowage in the cab

Open cab cut-out designed for convenient stowage. In the overcab models, convenient stowage pockets are provided. The motorhome models are equipped with a large container on the side of the passenger seat where you can store all your accessories.



### Maxi basket and maxi pantry in the kitchen

The baskets inside the kitchen unit doors are spacious stowage of provisions or accessories.

On some models, you can increase stowage space thanks to a practical full-height pull-out pantry between the kitchen unit and the refrigerator column.

### Wardrobes

All wardrobes and cabinets are spacious and equipped with hangers.

### Elevating beds

A simple mechanism allows you to raise the slatted bases in the beds and make use of the wardrobes and stowage space under the beds.

Baron 579



T-Loft 530



### Stowable steps

The bed steps have a dual function: they facilitate access to the beds and can be stowed if necessary.

Magnum 532

## CHASSIS FIAT

Created from the continuous cooperation with manufactures, Fiat Ducato is the perfect combination of chassis and living unit. There are many presettings to facilitate the transformation, a specific electrical system and a cab designed with reinforced uprights and pre-cut roof.

Euro 6D Final

140 CV

180 CV

## STANDARD EQUIPMENT

### DASHBOARD

Ducato offers a brand dashboard:

- Comfortable & User friendly
- White Backlighting, extended to every single command

### ELECTRIC POWER STEERING SYSTEM

Electric power steering system on whole range:

- Power supply technology adapts steering effort to vehicle speed
- Increased steering precision
- Higher driving pleasure, while reduces effort during parking maneuvers
- Improves fuel consumption and reduce CO2 emissions thanks to the adaptive energy consumption Keep current steering ratio

### STEERING WHEEL AND GEAR LEVERS

- Car-like design - three spoke style
- The gear lever is more ergonomic and rounded, with an elegant glossy finish.

### ESC: Electronic Stability Control

- CROSS WIND ASSIST. Through the use of brakes, intervenes to help stabilize the vehicle through strong crosswinds, helping to keep the vehicle from drifting out of its lane.
- TRAILER STABILITY CONTROL SYSTEM. Detects when a trailer is starting to oscillate and corrects any dangerous trailer swing, through a combination of either torque reduction and/or individual wheel braking.
- POST COLLISION BRAKING SYSTEM. Intervenes in the event of an accident, automatically applying brakes to prevent secondary potential collisions.

**CRUISE CONTROL** for complete relaxation at the wheel, the speed is constant and the foot is free to move. Includes Speed limiter, which prevents you from exceeding the set maximum speed.

**ECOPACK** consisting of: - Start and Stop system: for reduced fuel consumption. Automatically restarts at the touch of the accelerator pedal - Smart alternator: intelligent alternator that provides only the energy needed - Electronic fuel pump: for energy saving and high fuel efficiency.

**MANUAL CAB CLIMATE** control enhanced and diffused ventilation to the entire cab.



## CHASSIS CITROËN

The style of the Citroën Jumper models is modern and takes up the latest styles of the brand: the signature of the chevrons combined with the daytime running lights, fluid lines which are not aggressive, but that transmit safety and robustness.

Interiors are welcoming and can be configured with swivel seats to facilitate movement on board.

The engine of the Citroën Jumper is equipped with the latest SCR-AdBlue technology and complies with the most recent standards, thus reducing fuel consumption and CO2 emissions

## STANDARD EQUIPMENT

- MANUAL CAB CLIMATE CONTROL
- ESP
- CRUISE CONTROL
- DOUBLE AIRBAG
- ELECTRIC DOOR MIRRORS AND DEFROSTER
- HEIGHT-ADJUSTABLE SEATS AND DOUBLE ARM REST
- CHROME INSTRUMENT CLUSTER
- USB SOCKET ON DASHBOARD + CUP HOLDER
- RADIO PROVISION WITH DAB AERIAL
- CITROËN CHROME FRONT GRILLE





# QUALITY AND TEST

Because we know that satisfying our customers depends greatly on the quality of our products.



Elnagh puts its own experience and expertise at the service of every van produced and follows it throughout the production stage with inspections and tests from design to delivery that meet European standards.

The same quality standards are demanded of suppliers: for the most strategic components, a check is carried out when the material is received and before it is used in production.



Check of operation and correct installation of the electrical systems.



Test on operation of the gas pipes.



Correct installation of the hydraulic systems.



Specific testing in climatic chamber to check the resistance, duration and performance of the materials selected at extremely high/low temperatures.



Performance tests on the components used. Durability of materials, resistance to stress, reliability and compliance with European regulations in the design of the seatbelt unit.

# ELNAGH

**Just a click away!**

The ELNAGH world at the click of a button.  
On [www.elnagh.com](http://www.elnagh.com) you'll find every product detail, model photos, sales network. All the innovations in real time, special initiatives, limited offers and much more.



Connect from your PC, tablet or smartphone and discover the ELNAGH web world!

## **Elnagh is VAN as well!**

Discover the innovations of the E-Van range  
in the VAN 2023 catalogue



Do you want more information? Find your nearest dealer

**[elnagh.com](http://elnagh.com)**

TO FIND OUT WHAT'S NEW AND SHARE YOUR OPINION FOLLOW ELNAGH ON SOCIAL CHANNELS



SEA S.p.A. operates with an Integrated Environment and Safety Management System.

#### NOTES

ELNAGH reserves itself the right to change the characteristics and the furnishings of all its models with no advance notice required; all data contained in this leaflet must therefore be considered approximate and non-binding.

Despite thorough checks of the contents, we cannot exclude possible printing and/or translating errors.

This catalogue does not constitute contractual documentation.

For the above reasons, all information relating to the specifications and equipment of each model must be requested prior to purchase from the dealer, who, as the sole contact person, will confirm or correct the data published by updating the customer on the characteristics and actual equipment of the relevant vehicle being negotiated.

Any reproduction, including in part, of the text or of the content of this document is prohibited.

The indicated weights are exclusively approximated. Tolerances of +/-5 % are allowed.

Generally speaking, special equipment and options increase the no-load weight and entail a reduction in the payload.

We hereby decline any and all responsibility in case structural changes are made to the vehicle; any assembly, disassembly or changes carried out by unauthorised workshops may jeopardise your safety and cause the warranty clauses to be forfeited.

For additional information on installation and technical details, please contact one of our dealers.

**[www.elnagh.com](http://www.elnagh.com)**